

HORIZONTAL VERSION





**SCHOOL
FABLAB
BC MOERS**

VERTICAL VERSION



**SCHOOL
FABLAB
BC MOERS**




SCH
F


LEADING SIZE IS THE NEGATIVE SPACE BETWEEN LETTER "F"

"B" SPACE IS A MARGIN FOR THE LOGO AND SHOULD ALWAYS REMAIN BLANK.

MINIMUM SIZE



WHEN ADAPTING THE LOGO TO A PERSONALIZED TEXT, PLEASE ALIGN THE STARTING AND ENDING OF THE NEW TEXT TO THE SIDES AND AS SHOWN IN THE EXAMPLE BELOW. THE SPACING BETWEEN THE LINES ALSO NEEDS TO BE ADJUSTED AS EXPLAINED IN PAGE 2:



SCHOOL
FABLAB
BC MOERS



SCHOOL
FABLAB
BC MOERS





**SCHOOL
FABLAB**
UNESCO-SCHULE
KAMP-LINTFORT

**ARIAL
BOLD**

**MYRIAD PRO
SEMIBOLD**

USE BOTH IN UPPERCASE



C50 M0 Y100 K0

R140 G198 B62

#8CC63E



C6 M75 Y55 K0

R228 G100 B100

#E46464



C75 M9 Y27 K0

R13 G172 B186

#0DACBA



C0 M0 Y0 K40

R167 G169 B171

#A7A9AB



C0 M0 Y0 K100

R35 G31 B32


#231F20

BACKGROUND & APPLICATIONS


IDEALLY, THE LOGO IS TO BE USED ON A WHITE BACKGROUND FOR MAXIMUM IMPACT AND CLARITY. WHEN THIS IS NOT POSSIBLE, BE SURE TO CHOOSE BACKGROUND COLORS OR PHOTOS THAT PROVIDE SUFFICIENT CONTRAST WITH THE LOGO. THE FOLLOWING VERSIONS ARE AVAILABLE FOR USE:




DO NOT ADD EFFECTS



DO NOT CHANGE THE COLOR OR ADD THE GRADIENT



DO NOT MODIFY THE LOGO



FRONT



BACK

